

Orthopaedics & Spine Surgery

Books • Journals • Electronic Resources

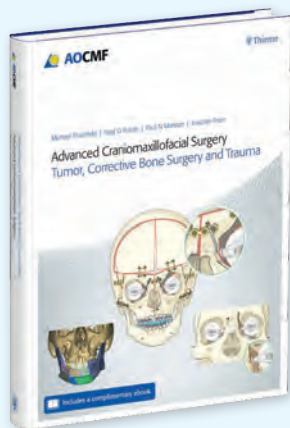
2020

To see more orthopaedic and spine surgery titles, please visit Thieme at the AAOS 2020 (booth #4212) from March 24-28 in Orlando, FL!

25% off!

See back for details.





New!

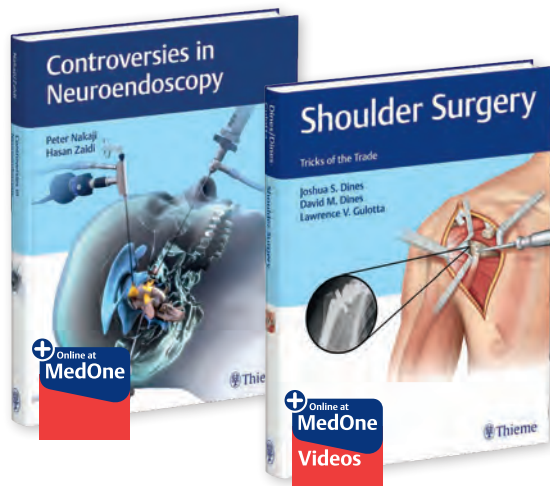
Advanced Craniomaxillofacial Surgery

Tumor, Corrective Bone Surgery, and Trauma

Ehrenfeld et al. (Ed.)

2020/approx. 748 pp./
approx. 1300 illus./
hardcover & ebook
ISBN 978 3 13 242839 3
\$199.99*
eISBN 978 3 13 242840 9
\$139.99

With contributions from more than 80 renowned authors and over 1,100 expertly drawn illustrations and images, this publication significantly builds on the solid foundation laid by the previous textbook. It comprises sophisticated techniques in skeletal and soft-tissue analysis for the disciplines of craniomaxillofacial, trauma, tumor, orthognathic surgery, as well as facial and esthetic surgery.



Controversies in Neuroendoscopy

Nakaji/Zaidi

2019/310 pp./184 illus./
hardcover & ebook
ISBN 978 1 62623 353 9
\$159.99*
eISBN 978 1 62623 355 3
\$109.99

KEY FEATURES

- In-depth comparative guidance on applications of the flexible endoscope, rigid endoscope, 3D endoscope, and high-definition 2D endoscope versus the microscope
- A full spectrum of neurological conditions across the age continuum with comparative approaches for skull base surgery, pituitary surgery, hydrocephalus, spinal surgery, peripheral nerve surgery, and arachnoid cyst fenestration
- Radiological imaging and intraoperative photographs enhance cases and provide precise, insightful technical guidance

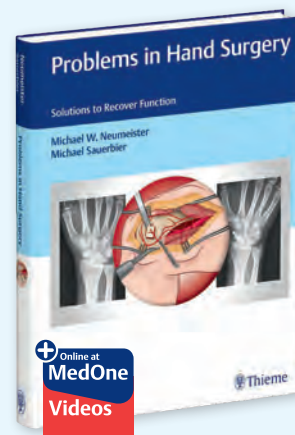
Shoulder Surgery

Tricks of the Trade

Dines/Dines/Gulotta
2019/478 pp./476 illus./
hardcover & ebook
ISBN 978 1 62623 516 8
\$199.99*
eISBN 978 1 62623 515 1
\$139.99

The ultimate how-to resource on shoulder surgery from internationally renowned experts

This unique resource features practical advice, presenting essentials of surgery procedures in an easy-to-learn and reproducible manner, such as subacromial decompression and acromioplasty as well as pectoralis major repair.



New!

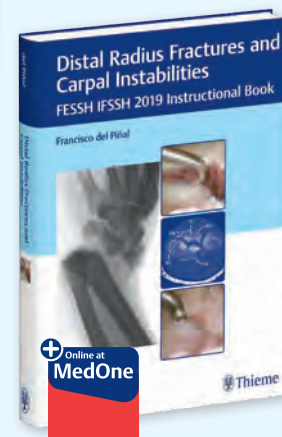
Problems in Hand Surgery

Solutions to Recover Function

Neumeister/Sauerbier (Eds.)
2020/462 pp./1116 illus./
hardcover & ebook
ISBN 978 1 62623 709 4/\$259.99*
eISBN 978 1 62623 865 7/\$179.99

KEY FEATURES

- Unique approaches for stiff fingers, recurrent cubital tunnel and ulnar neuropathy, suboptimal bone healing/ avascular necrosis in the hand and wrist, and more
- High-quality videos provide insightful guidance on various surgical techniques
- Over 1,100 color illustrations and preoperative, and postoperative images help readers visualize the steps involved in each operative procedure



Distal Radius Fractures and Carpal Instabilities

FESSH IFSSH 2019 Instructional Book

del Pinal (Ed.)
2019/305 pp./645 illus./
hardcover & ebook
ISBN 978 3 13 242379 4/\$144.99*
eISBN 978 3 13 242380 0/\$99.99

KEY HIGHLIGHTS

- Comprehensive coverage of all types of injury as well as all the evidence-based therapeutic surgical options
- State-of-the-art management of carpal instability, anterior and dorsal rim fractures, radiocarpal dislocation, malunion, and much more
- Includes coverage of ligamentous injuries
- Contributions by numerous world-renowned surgeons

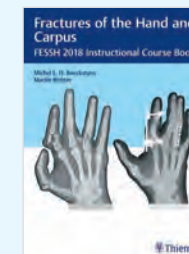
Forthcoming!

The Grasping Hand


Structural and Functional Anatomy of the Hand & Upper Extremity

Gupta/Tamai (Eds.),
2020
ISBN 978 1 60406 816 0
\$199.99*
eISBN 978 1 60406 817 7
\$139.99

ALSO OF INTEREST



Boeckstyns/Richter (Eds.),
2018
ISBN 978 3 13 241720 5
\$159.99*
eISBN 978 3 13 241721 2
\$159.99



del Pinal, 2018
ISBN 978 1 62623 679 0
\$249.99*
eISBN 978 1 62623 883 1
\$174.99



New!
Outlines in Orthopaedic Surgery

Antoci/Eltorai
 2019/286 pp./118 illus./
 softcover & ebook
 ISBN 978 1 62623 899 2/\$49.99*
 eISBN 978 1 62623 900 5/\$34.99

**Pocket-size, user-friendly
 roadmap to learning the
 basic skills of orthopaedic
 surgery!**

KEY FEATURES

- Concise text and bullets provide quick procedural outlines essential for understanding procedural steps
- The generously illustrated text encompasses a full spectrum of musculoskeletal disorders related to degenerative changes, injuries, and congenital conditions
- Treatment of a variety of fractures including both bones of the forearm, Monteggia and olecranon, lateral malleolus/bimalleolar ankle, and supracondylar humeral and intramedullary fixation of forearm fractures in pediatric patients



Manual of Fracture Management - Wrist
 Jupiter/Campbell/Nunez
 (Eds.)

2019/524 pp./2000 illus./
 hardcover & ebook
 ISBN 978 3 13 242841 6
 \$199.99*
 eISBN 978 3 13 242842 3
 \$139.99

**Access to an online
 video library of the
 key wrist surgical
 approaches.**

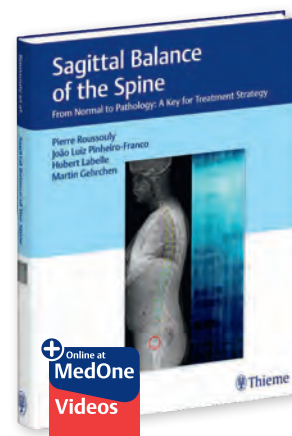
This book examines the management of traumatic and reconstructive problems of the distal radius, distal ulna, and the carpals in a rapidly changing field of practice by providing case descriptions and treatment options for a wide variety of fracture and injury types, nonunions and malunions, osteoarthritis, and postoperative complications. It includes more than 2,000 high-quality illustrations and clinical images.

Wrist Arthroscopy Techniques
 Second Edition
 Mathoulin

2019/204 pp./635 illus./
 hardcover & ebook
 ISBN 978 3 13 242910 9
 \$169.99*
 eISBN 978 3 13 242911 6
 \$119.99

**An invaluable
 resource tool covering
 state-of-the-art
 arthroscopic techniques**

Authored by a renowned expert in the field of hand and wrist surgery, Wrist Arthroscopy Techniques is a step-by-step, anatomically illustrated manual encompassing the latest concepts in the field. The development of arthroscopy for the wrist has evolved significantly over the past decade, with a better understanding of disease mechanisms and applications.




New!
Sagittal Balance of the Spine
 From Normal to Pathology: A Key for Treatment Strategy

Roussouly et al. (Ed.)
 2019/256 pp./259 illus./hardcover & ebook
 ISBN 978 1 62623 732 2/\$139.99*
 eISBN 978 1 62623 733 9/\$99.99

**Unique resource from internationally renowned experts
 details the key role of sagittal spine balance**

This book focuses on the importance of sagittal alignment and spino-pelvic shape identification in clinical practice. Offering the most comprehensive text on sagittal balance to date, this state-of-the-art, richly illustrated book fills a void in the literature, offering clinical pearls throughout seven sections and 24 chapters.



New!
**Spine Surgery in an
 Aging Population**

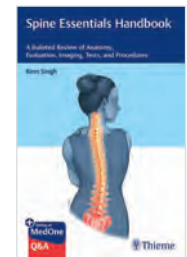
Brooks/Strayer
 2019/208 pp./83 illus./
 hardcover & ebook
 ISBN 978 1 62623 914 2/\$159.99*
 eISBN 978 1 62623 915 9/\$109.99

**An invaluable primer on the
 surgical and nonsurgical
 treatment of aging patients
 with spine conditions**

KEY HIGHLIGHTS

- Diagnosis and treatment of osteoporosis to help prevent fractures and optimize treatment approaches prior to elective surgery
- Management of common pathologies of the aging spine such as cervical spondylosis, lumbar stenosis, spondylolisthesis, degenerative scoliosis and trauma
- Special topics include value-based care, nonsurgical management of spinal pain, vertebral augmentation, minimally invasive surgery, and instrumentation considerations

ALSO OF INTEREST



Singh, 2019
 ISBN 978 1 62623 507 6
 \$79.99*
 eISBN 978 1 62623 510 6
 \$ 54.99



Jallo/Vaccaro (Eds.)
 ISBN 978 1 62623 341 6
 \$179.99*
 eISBN 978 1 62623 342 3
 \$ 179.99

MedOne Spine



Comprehensive spine care resources at your fingertips

MedOne Spine lets you print chapters, compare images, and search award-winning Thieme content, anytime.

E-BOOKS

Browse Thieme's collection of spine care e-books

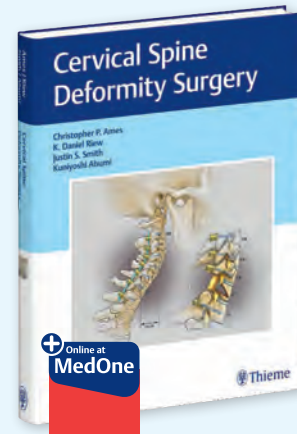
PROCEDURES

Review surgical techniques with step-by-step instructions

MEDIA

Watch procedure videos or download images for presentations

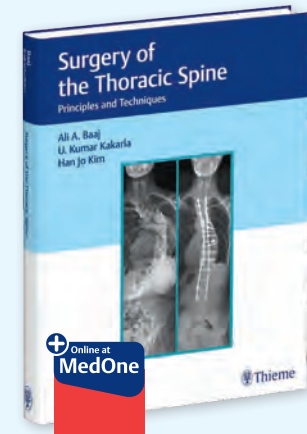
Sign up for a free trial
medone-spine.thieme.com



New!
Cervical Spine Deformity Surgery
Ames/Riew/Abumi
2019/204 pp./137 illus./hardcover & ebook
ISBN 978 1 62623 901 2/\$149.99*
eISBN 978 1 62623 902 9/\$104.99

KEY FEATURES

- Insightful technical nuances and pearls on managing surgical, neurological, and medical complications associated with cervical procedures, as well as risk stratification and patient frailty
- Diverse osteotomies including low grade, uncovertebral joint (anterior view), cervical pedicle subtraction, cervical opening wedge, upper thoracic, C1-2 joint, and cervical pedicle screw fixation
- Focused discussion on continuing efforts to create a clinically meaningful comprehensive cervical osteotomy classification system



Surgery of the Thoracic Spine
Principles and Techniques
Baaj/Kakarla/Kim
2019/318 pp./147 illus./hardcover & ebook
ISBN 978 1 62623 855 8/\$199.99*
eISBN 978 1 62623 856 5/\$139.99

KEY HIGHLIGHTS

- Treatment of common degenerative conditions including stenosis and disc herniations
- Management of less common inflammatory and infectious spinal diseases such as spondylarthropathies, osteomyelitis, discitis, and fungal and tubercular infections
- Oncologic topics including primary, intradural extramedullary, and intramedullary spinal cord tumors and thoracic spine metastases
- Surgical treatment of pediatric and adult deformities including congenital, idiopathic, and degenerative scoliosis

Forthcoming!

Minimally Invasive Spine Surgery
A Primer

Tumialan, 2020
ISBN 978 1 62623 218 1/\$199.99*
eISBN 978 1 62623 219 8/\$139.99

Vertebral Augmentation
The Comprehensive Guide to Vertebroplasty, Kyphoplasty, and Vertebral Augmentation

Beall, 2020
ISBN 978 1 68420 015 3/\$149.99*
eISBN 978 1 68420 016 0/\$104.99



New!

Navigation and Robotics in Spine Surgery

Vaccaro et al.

2019/230 pp./125 illus./hardcover & ebook
 ISBN 978 1 68420 031 3
 \$149.99*
 eISBN 978 1 68420 032 0
 \$104.99

A unique how-to guide for spine surgeons on state-of-the-art computer-assisted navigation and robotic surgery techniques

In this book, MIS and open approaches are thoroughly compared and contrasted in each chapter. Evidence is presented and analyzed in an objective manner with 'opposing sides' presenting differing opinions and techniques, resulting in a synchronous collection of pros and cons. Every chapter is masterfully summed up by the book's editors — each of whom have varying stances on the topics at hand.

New!


Atlas of Full-Endoscopic Spine Surgery

Hofstetter et al.

2019/160 pp./488 illus./softcover & ebook
 ISBN 978 1 68420 023 8/\$99.99*
 eISBN 978 1 68420 024 5/\$69.99

Pocket-sized resource presents endoscopic spine surgery essentials from expert spine surgeons

This publication provides concise, step-by-step guidance on the latest full endoscopic spine procedures. The book lays a solid foundation with opening chapters on anesthesia, OR setup and endoscopic tools, applied anatomy, basic endoscopic surgical tasks, and preoperative diagnostics. Additional sections include step-by-step descriptions of the full spectrum of cervical, thoracic, and lumbar endoscopic approaches as well as how to overcome challenges, avoid pitfalls, and optimize postoperative care.



Spinal Injection Techniques

Second Edition

Theodoridis/Krämer (Eds.)

2019/308 pp./503 illus./hardcover ebook
 ISBN 978 3 13 241447 1
 \$194.99*
 eISBN 978 3 13 241448 8
 \$134.99

KEY HIGHLIGHTS

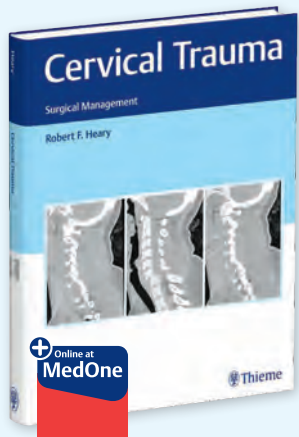
- Provides detailed coverage of injection therapy without the use of image guidance
- Features inpatient and outpatient minimally invasive spine therapy, and concomitant pharmaceutical treatments
- Includes essential information on contraindications and patient consent
- More than 400 color illustrations and photographs demonstrate the relevant anatomy, patient positioning, and accurate needle placement

Publishing unique papers



www.thieme.com/journals/ortho
 Institutional Subscribers: esales@thieme.com





New!

**Cervical Trauma
Surgical Management**

Heary

2019/218 pp./102 illus./hardcover & ebook
ISBN 978 1 62623 853 4/\$149.99*
eISBN 978 1 62623 854 1/\$104.99

The definitive textbook on the management of cervical spine trauma

KEY FEATURES


- Discussion of upper cervical injuries to uncommon injuries like atlantoaxial rotatory fixation
- Management of subaxial injuries in adults and children and cervical burst fractures
- Special topics including sport-related cervical spine injuries and return-to-play criteria, craniovertebral injuries in pediatric patients, and managing comorbidities
- Pearls on handling potential complications and insightful guidance and rationales for choosing surgical interventions over conservative methods and vice versa

Forthcoming!

Synopsis of Orthopaedic Trauma Management

Mullis/Gaski, 2020

ISBN 978 1 62623 918 0/\$99.99*
eISBN 978 1 62623 919 7/\$69.99



New!

**Learning From Failures
in Orthopedic Trauma
Key Points for Success**

Videla Cés et al. (Ed.)


2019/448 pp./1100 illus./
hardcover & ebook
ISBN 978 3 13 243456 1/\$174.99*
eISBN 978 3 13 243457 8/\$119.99

Learn from failures without making them themselves.

Based on the Spanish book *Errores en la Osteosíntesis* by Rafael Orozco Delclós, this publication offers real case examples that have been collected over the past 25 years. It is an essential and valuable resource as it specifically examines the reasons and responses to surgical error in real cases from different anatomical regions of the body.

KEY HIGHLIGHTS

- Analysis of failures to help surgeons avoid making mistakes that lead to those errors
- More than 20 detailed and illustrative case-based chapters that analyze failures and offer tips to successfully prevent those mistakes
- More than 1,100 x-rays, clinical images, and illustrations



New!

**Manual of Fracture Management -
Foot and Ankle**

Rammelt et al. (Ed.)

2019/660 pp./1650 illus./
hardcover & ebook
ISBN 978 3 13 243458 5/\$199.99*
eISBN 978 3 13 243459 2/\$139.99

The approaches are presented in a systematic, case-based format, ranging from simple to more complex cases. It provides step-by-step coverage of a wide range of basic to advanced techniques and procedures for the management of fractures, dislocations and soft tissue injuries of the foot and ankle.

Orthopaedic and Spine Surgery 2020

INDEX

- | | |
|--|---|
| 7 Ames, <i>Cervical Spine Deformity Surgery</i> | 3 Neumeister, <i>Problems in Hand Surgery</i> |
| 4 Antoci, <i>Outlines in Orthopaedic Surgery</i> | 11 Rammelt, <i>Manual of Fracture Management - Foot and Ankle</i> |
| 7 Baaj, <i>Surgery of the Thoracic Spine</i> | 5 Roussouly, <i>Sagittal Balance of the Spine</i> |
| 7 Beall, <i>Vertebral Augmentation</i> | 5 Singh <i>Spine Essentials Handbook</i> |
| 3 Boeckstyns, <i>Fractures of the Hand and Carpus</i> | 8 Theodoridis, <i>Spinal Injection Techniques</i> |
| 5 Brooks, <i>Spine Surgery in an Aging Population</i> | 7 Tumialan, <i>Minimally Invasive Spine Surgery</i> |
| 12 Buckley, <i>AO Principles of Fracture Management</i> | 8 Vaccaro, <i>Navigation and Robotics in Spine Surgery</i> |
| 3 del Pinal, <i>Distal Radius Fractures and Carpal Instabilities</i> | 10 Videla Cés, <i>Learning From Failures in Orthopedic Trauma</i> |
| 3 del Pinal, <i>Atlas of Distal Radius Fractures</i> | 9 Journals |
| 2 Dines, <i>Shoulder Surgery</i> | <i>Brazilian Journal of Orthopaedics</i> |
| 2 Ehrenfeld, <i>Advanced Craniomaxillofacial Surgery</i> | <i>Chilean Journal of Orthopaedics and Traumatology</i> |
| 3 Gupta, <i>The Grasping Hand</i> | <i>Ibero-American Journal of Hand Surgery</i> |
| 10 Heary, <i>Cervical Trauma</i> | <i>International Journal of Sports Medicine</i> |
| 8 Hofstetter, <i>Atlas of Full-Endoscopic Spine Surgery</i> | <i>Journal of Hand and Microsurgery</i> |
| 5 Jallo, <i>Neurotrauma and Critical Care of the Spine</i> | <i>Journal of Hip Surgery</i> |
| 4 Jupiter, <i>Manual of Fracture Management - Wrist</i> | <i>Journal of Wrist Surgery</i> |
| 4 Mathoulin, <i>Wrist Arthroscopy Techniques</i> | <i>Sports Medicine International Open</i> |
| 6 MedOne Spine | <i>The Surgery Journal</i> |
| 10 Mullis, <i>Synopsis of Orthopaedic Trauma Management</i> | <i>The Journal of Knee Surgery</i> |
| 2 Nakaji, <i>Controversies in Neuroendoscopy</i> | |

All prices are subject to change without notice.

*EBOOKS INCLUDED with print book purchases 11



333 Seventh Avenue
New York, NY 10001

www.thieme.com

Orthopaedics Bestseller



**AO Principles of
Fracture Management
Vol. 1: Principles
Vol. 2: Specific fractures
Third Edition**

**Buckley/Moran/
Apivatthakakul**

2017/1120 pp./2500 illus./
hardcover & ebook
ISBN 978 3 13 242309 1/
\$499.99*
eISBN 978 3 13 242310 7/
\$499.99

Enter promo code **ORSP20** on thieme.com
to receive an immediate discount on all
orthopaedic and spine surgery books,
ebooks, and personal journal subscriptions. **

Save 25%!

www.thieme.com/ortho

** This offer does not apply to licensed online platforms and is available until April 30, 2020.
All prices are subject to change.



Sign up for T-News www.thieme.com/news

Register to receive emails about our new releases, bestsellers, forthcoming titles, special promotions, and much more!

You can opt out of our print mailings at any time without incurring any costs. To do so please contact our customer service at customerservice@thieme.com.

For further information about data processing and your related rights: www.thieme.de/privacy-TPN

Address comes from the contact database of
[insert broker official name]

TPN / 20-003